

Bachelor
Students Distributed According to Faculties, Institutes and Centers for the
Academic year 2011/2012 at the University of Jordan

| Faculty / Institute /Center | Gender | Parallel | Regular | Total |
|-------------------------------------|---------------|-----------------|----------------|--------------|
| Faculty of Arts | Female | 590 | 960 | 1550 |
| | Male | 281 | 257 | 538 |
| Total | | 871 | 1217 | 2088 |
| Faculty of Business | Female | 1381 | 1458 | 2839 |
| | Male | 858 | 846 | 1704 |
| Total | | 2239 | 2304 | 4543 |
| Faculty of Science | Female | 711 | 916 | 1627 |
| | Male | 264 | 206 | 470 |
| Total | | 975 | 1122 | 2097 |
| Shari'a Faculty | Female | 191 | 714 | 905 |
| | Male | 130 | 218 | 348 |
| Total | | 321 | 932 | 1253 |
| Faculty of Medicine | Female | 201 | 388 | 589 |
| | Male | 373 | 379 | 752 |
| Total | | 574 | 767 | 1341 |
| Faculty of Agriculture | Female | 227 | 680 | 907 |
| | Male | 73 | 356 | 429 |
| Total | | 300 | 1036 | 1336 |
| Faculty of Nursing | Female | 176 | 330 | 506 |
| | Male | 77 | 70 | 147 |
| Total | | 253 | 400 | 653 |
| Educational Sciences | Female | 473 | 1113 | 1586 |
| | Male | 82 | 112 | 194 |
| Total | | 555 | 1225 | 1780 |
| Faculty of Engineering & Technology | Female | 966 | 1300 | 2266 |
| | Male | 1516 | 1594 | 3110 |
| Total | | 2482 | 2894 | 5376 |

| | | | | |
|--|--------|-------|-------|-------|
| Faculty of Law | Female | 234 | 429 | 663 |
| | Male | 250 | 264 | 514 |
| Total | | 484 | 693 | 1177 |
| Faculty of Physical Education | Female | 75 | 226 | 301 |
| | Male | 118 | 239 | 357 |
| Total | | 193 | 465 | 658 |
| Faculty of Pharmacy | Female | 926 | 715 | 1641 |
| | Male | 151 | 136 | 287 |
| Total | | 1077 | 851 | 1928 |
| Faculty of Dentistry | Female | 219 | 298 | 517 |
| | Male | 102 | 79 | 181 |
| Total | | 321 | 377 | 698 |
| Faculty of Rehabilitation Sciences | Female | 205 | 304 | 509 |
| | Male | 74 | 71 | 145 |
| Total | | 279 | 375 | 654 |
| king Abdullah II School for Information Technology | Female | 416 | 576 | 992 |
| | Male | 580 | 289 | 869 |
| Total | | 996 | 865 | 1861 |
| Faculty of Arts and Design | Female | 27 | 184 | 211 |
| | Male | 8 | 95 | 103 |
| Total | | 35 | 279 | 314 |
| Faculty of Foreign Languages | Female | 965 | 1081 | 2046 |
| | Male | 169 | 125 | 294 |
| Total | | 1134 | 1206 | 2340 |
| Institute of Archaeology | Female | 115 | 270 | 385 |
| | Male | 121 | 126 | 247 |
| Total | | 236 | 396 | 632 |
| Social Work Institute | Female | 32 | 168 | 200 |
| | Male | 10 | 43 | 53 |
| Total | | 42 | 211 | 253 |
| Total Number of Bachelor Students | Female | 8130 | 12110 | 20240 |
| | Male | 5237 | 5505 | 10742 |
| | | 13367 | 17615 | 30982 |

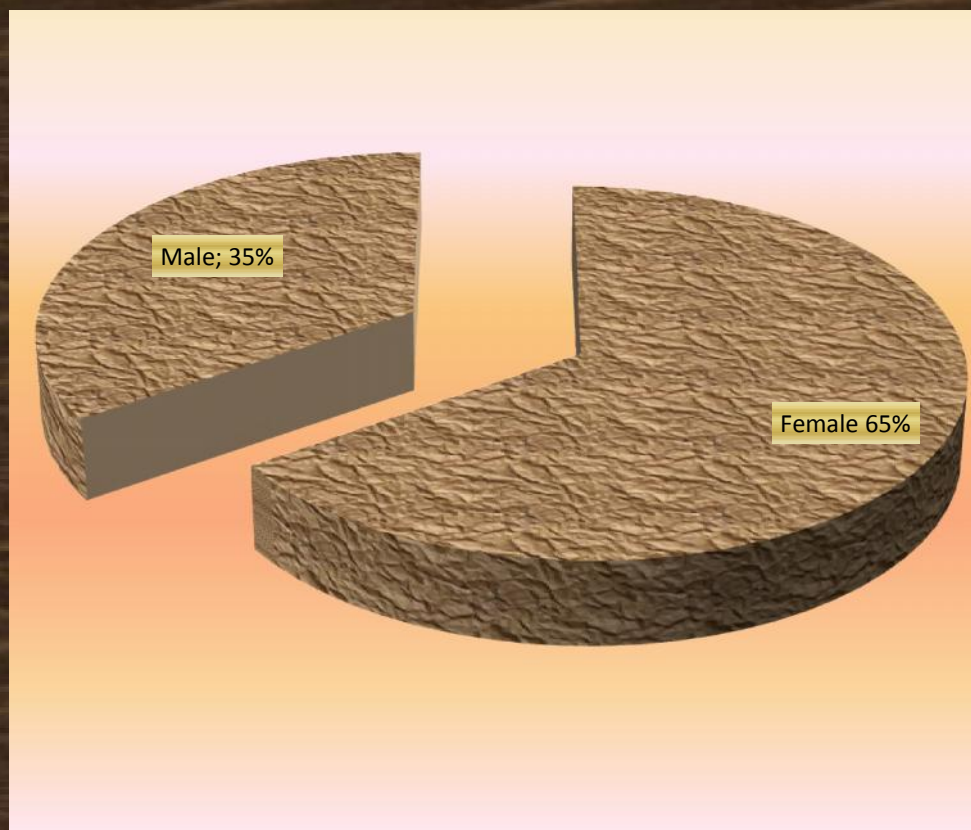
Bachelor
Students Distributed According to Faculties, Institutes and Centers for the
Academic year 2011/2012
(Aqaba Branch)

| Faculty | Gender | Parallel | Regular | Total |
|--|---------------|-----------------|----------------|--------------|
| Tourism & Hospitality | Female | 1 | 65 | 66 |
| | Male | 1 | 165 | 166 |
| Total | | 2 | 230 | 232 |
| Information Technology & Systems | Female | 1 | 103 | 104 |
| | Male | 7 | 87 | 94 |
| Total | | 8 | 190 | 198 |
| Administration and Finance | Female | 8 | 189 | 197 |
| | Male | 22 | 148 | 170 |
| Total | | 30 | 337 | 367 |
| Marine Sciences | Female | 0 | 52 | 52 |
| | Male | 0 | 77 | 77 |
| Total | | 0 | 129 | 129 |
| Languages | Female | 7 | 178 | 185 |
| | Male | 0 | 38 | 38 |
| Total | | 7 | 216 | 223 |
| Total Number of Bachelor Students (Aqaba) | Female | 17 | 587 | 604 |
| | Male | 30 | 515 | 545 |
| | | 47 | 1102 | 1149 |

Total Number of Bachelor Students at the University of Jordan / Aqaba

| Gender | Amman | Aqaba | Total |
|--------------|--------------|-------------|--------------|
| Female | 20240 | 604 | 20844 |
| Male | 10742 | 545 | 11287 |
| Total | 30982 | 1149 | 32131 |

Total Number of Bachelor Students



Professional Diploma Students Distributed by Faculties, Institutes For the Academic year 2011/2012 at the University of Jordan

| Faculty / Institute | Gender | Professional Diploma |
|--|---------------|-----------------------------|
| Shari'a Faculty | Female | 4 |
| | Male | 1 |
| Total | | 5 |
| Faculty of Educational Sciences | Female | 138 |
| | Male | 71 |
| Total | | 209 |
| king Abdullah II Faculty for Information Technology | Female | 306 |
| | Male | 194 |
| Total | | 500 |
| Social Work Institute | Female | 5 |
| | Male | 1 |
| Total | | 6 |
| Total Number of Professional Diploma Students at the University of Jordan | Female | 453 |
| | Male | 267 |
| Total | | 720 |

Total Number of Bachelor and Diploma Students at the University of Jordan / Aqaba Distributed by Gender

| Gender | Bachelor | Professional Diploma | Total |
|---------------|-----------------|-----------------------------|--------------|
| Female | 20844 | 453 | 21297 |
| Male | 11287 | 267 | 11554 |
| Total | 32131 | 720 | 32851 |

| Bachelor and Professional Diploma Students at the University of Jordan Distributed by Nationality | | |
|--|------------------|--------------|
| Jordanian | Foreigner | Total |
| 30556 | 2295 | 32851 |

| Bachelor and Professional Diploma Students at the University of Jordan : (Full Timers - Part Timers) | | | |
|---|--------------------|--------------------|--------------|
| Nationality | Full Timers | Part Timers | Total |
| Jordanian | 30556 | 23 | 30579 |
| Foreigner | 2295 | 31 | 2326 |
| Grand Total | 32851 | 54 | 32905 |

Full Timers - Part Timers



Postgraduate Students Distributed According to Faculty, Institute and Center For the Academic year 2011/2012

| Faculty / Institute /Center | Gender | Doctorate | Master's | Total |
|-------------------------------------|---------------|------------------|-----------------|--------------|
| Faculty of Arts | Female | 58 | 98 | 156 |
| | Male | 124 | 84 | 208 |
| Total | | 182 | 182 | 364 |
| Faculty of Business | Female | 6 | 151 | 157 |
| | Male | 24 | 137 | 161 |
| Total | | 30 | 288 | 318 |
| Faculty of Science | Female | 33 | 110 | 143 |
| | Male | 56 | 91 | 147 |
| Total | | 89 | 201 | 290 |
| Shari'a Faculty | Female | 44 | 91 | 135 |
| | Male | 74 | 66 | 140 |
| Total | | 118 | 157 | 275 |
| Faculty of Medicine | Female | 0 | 160 | 160 |
| | Male | 0 | 187 | 187 |
| Total | | 0 | 347 | 347 |
| Faculty of Agriculture | Female | 26 | 52 | 78 |
| | Male | 23 | 38 | 61 |
| Total | | 49 | 90 | 139 |
| Faculty of Nursing | Female | 19 | 21 | 40 |
| | Male | 14 | 21 | 35 |
| Total | | 33 | 42 | 75 |
| Faculty of Educational Sciences | Female | 150 | 223 | 373 |
| | Male | 169 | 84 | 253 |
| Total | | 319 | 307 | 626 |
| Faculty of Engineering & Technology | Female | 1 | 123 | 124 |
| | Male | 8 | 142 | 150 |
| Total | | 9 | 265 | 274 |
| Faculty of Law | Female | 9 | 21 | 30 |
| | Male | 21 | 56 | 77 |
| Total | | 30 | 77 | 107 |
| Faculty of Physical Education | Female | 9 | 17 | 26 |
| | Male | 21 | 31 | 52 |
| Total | | 30 | 48 | 78 |
| Faculty of Pharmacy | Female | 8 | 55 | 63 |
| | Male | 0 | 25 | 25 |

| | | | | |
|---|---------------|------------|-------------|-------------|
| Total | | 8 | 80 | 88 |
| Faculty of Dentistry | Female | 0 | 13 | 13 |
| | Male | 0 | 22 | 22 |
| Total | | 0 | 35 | 35 |
| Faculty of Rehabilitation Sciences | Female | 0 | 1 | 1 |
| | Male | 0 | 0 | 0 |
| Total | | 0 | 1 | 1 |
| king Abdullah II School for Information Technology | Female | 0 | 50 | 50 |
| | Male | 0 | 35 | 35 |
| Total | | 0 | 85 | 85 |
| Faculty of Arts and Design | Female | 0 | 5 | 5 |
| | Male | 0 | 16 | 16 |
| Total | | 0 | 21 | 21 |
| Faculty of Foreign Languages | Female | 18 | 58 | 76 |
| | Male | 7 | 22 | 29 |
| Total | | 25 | 80 | 105 |
| Faculty of International Studies | Female | 0 | 88 | 88 |
| | Male | 0 | 39 | 39 |
| Total | | 0 | 127 | 127 |
| International Institute for Teaching Arabic Language to Speakers of Other Languages(II- | Female | 0 | 25 | 25 |
| | Male | 0 | 15 | 15 |
| Total | | 0 | 40 | 40 |
| Center for Women's Studies | Female | 0 | 29 | 29 |
| | Male | 0 | 0 | 0 |
| Total | | 0 | 29 | 29 |
| Institute of Archaeology | Female | 0 | 7 | 7 |
| | Male | 0 | 3 | 3 |
| Total | | 0 | 10 | 10 |
| Social Work Institute | Female | 0 | 24 | 24 |
| | Male | 0 | 10 | 10 |
| Total | | 0 | 34 | 34 |
| Institute of Studies of Islam in the Contemporary World | Female | 0 | 24 | 24 |
| | Male | 0 | 10 | 10 |
| Total | | 0 | 34 | 34 |
| Total number of postgraduate students | Female | 381 | 1439 | 1820 |
| | Male | 541 | 1126 | 1667 |
| | | 922 | 2565 | 3487 |

Total Number of Postgraduate Students Distributed According to Nationality

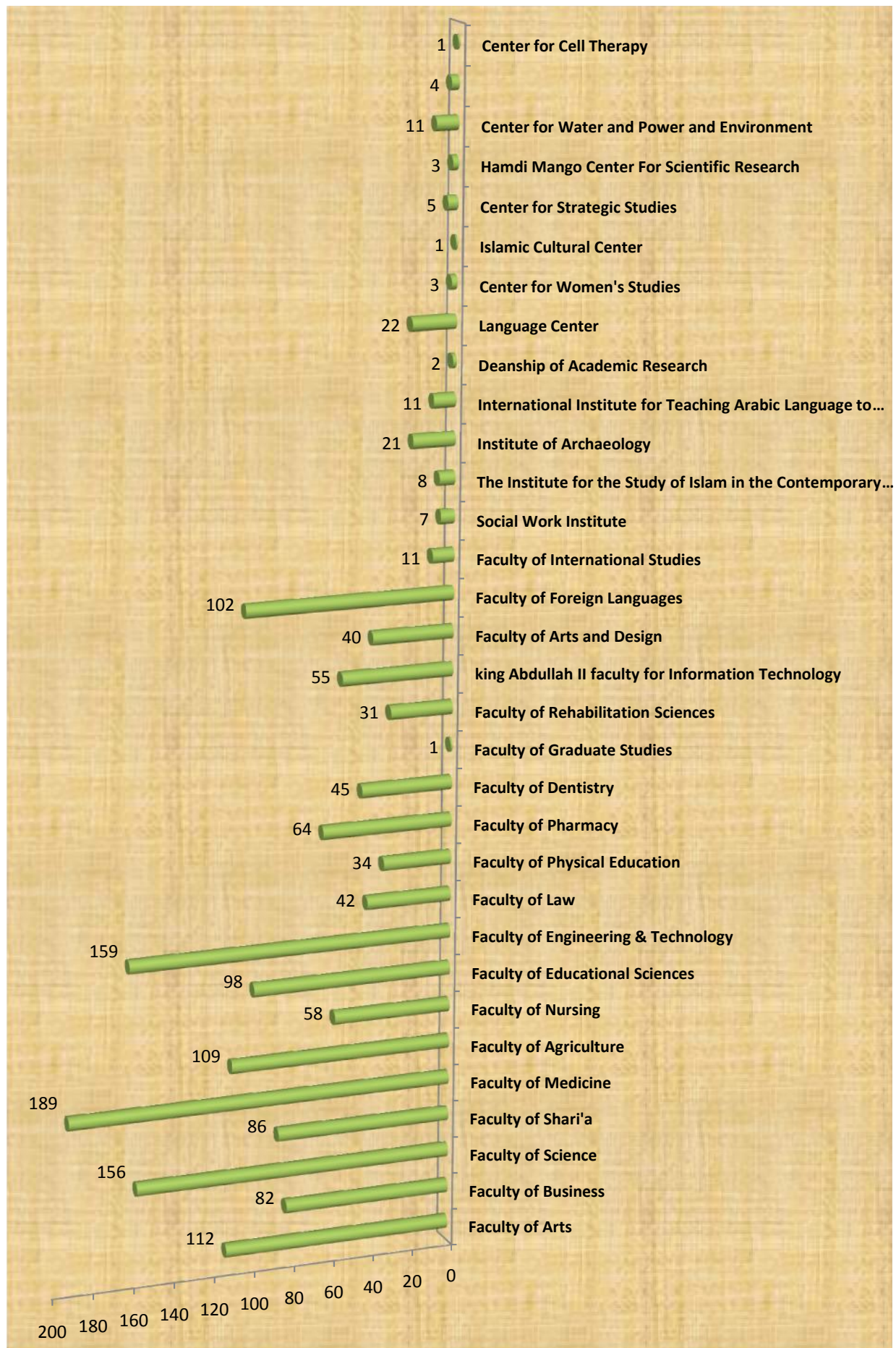
| Jordanian | Foreigner | Total |
|-----------|-----------|-------|
| 2700 | 787 | 3487 |

**Postgraduate Students at the University of Jordan :
(Full Timers - Part Timers)**

| Nationality | Full Timers | Part Timers | Total |
|--------------|-------------|-------------|-------------|
| Jordanian | 2700 | 8 | 30579 |
| Foreigner | 787 | 0 | 2326 |
| Total | 3487 | 8 | 3495 |

Faculty Distributed According to Faculty, Institute and Center

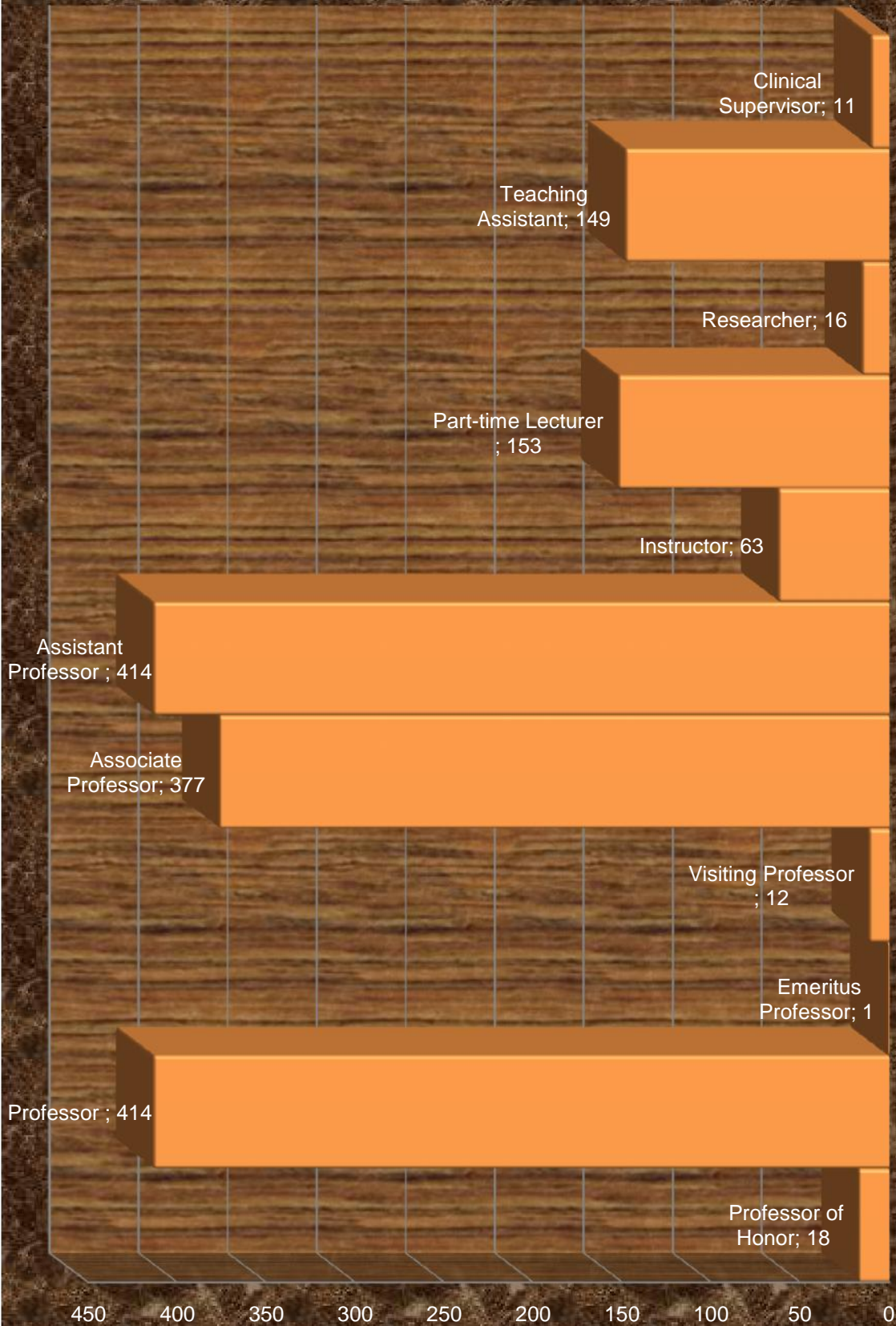
| Faculty / Institute / Center | Total |
|---|-------------|
| Faculty of Arts | 112 |
| Faculty of Business | 82 |
| Faculty of Science | 156 |
| Faculty of Shari'a | 86 |
| Faculty of Medicine | 189 |
| Faculty of Agriculture | 109 |
| Faculty of Nursing | 58 |
| Faculty of Educational Sciences | 98 |
| Faculty of Engineering & Technology | 159 |
| Faculty of Law | 42 |
| Faculty of Physical Education | 34 |
| Faculty of Pharmacy | 64 |
| Faculty of Dentistry | 45 |
| Faculty of Graduate Studies | 1 |
| Faculty of Rehabilitation Sciences | 31 |
| king Abdullah II faculty for Information Technology | 55 |
| Faculty of Arts and Design | 40 |
| Faculty of Foreign Languages | 102 |
| Faculty of International Studies | 11 |
| Social Work Institute | 7 |
| The Institute for the Study of Islam in the Contemporary World | 8 |
| Institute of Archaeology | 21 |
| International Institute for Teaching Arabic Language to Speakers of Other | 11 |
| Deanship of Academic Research | 2 |
| Language Center | 22 |
| Center for Women's Studies | 3 |
| Islamic Cultural Center | 1 |
| Center for Strategic Studies | 5 |
| Hamdi Mango Center For Scientific Research | 3 |
| Center for Water and Power and Environment | 11 |
| Institute of Agricultural Research Training Extension and Education | 4 |
| Center for Cell Therapy | 1 |
| Faculty of Languages / Aqaba Branch | 13 |
| Faculty of Administration and Finance / Aqaba Branch | 11 |
| Faculty of Tourism & Hospitality / Aqaba Branch | 12 |
| Faculty of Information Technology & Systems / Aqaba Branch | 7 |
| Faculty of Marine Sciences / Aqaba Branch | 9 |
| Marine Station / Aqaba Branch | 3 |
| Grand Total | 1628 |



Faculty Distributed According to Academic Rank

| Academic Rank | Total |
|----------------------|--------------|
| Professor of Honor | 18 |
| Professor | 414 |
| Emeritus Professor | 1 |
| Visiting Professor | 12 |
| Associate Professor | 377 |
| Assistant Professor | 414 |
| Instructor | 63 |
| Part-time Lecturer | 153 |
| Researcher | 16 |
| Teaching Assistant | 149 |
| Clinical Supervisor | 11 |
| Total | 1628 |

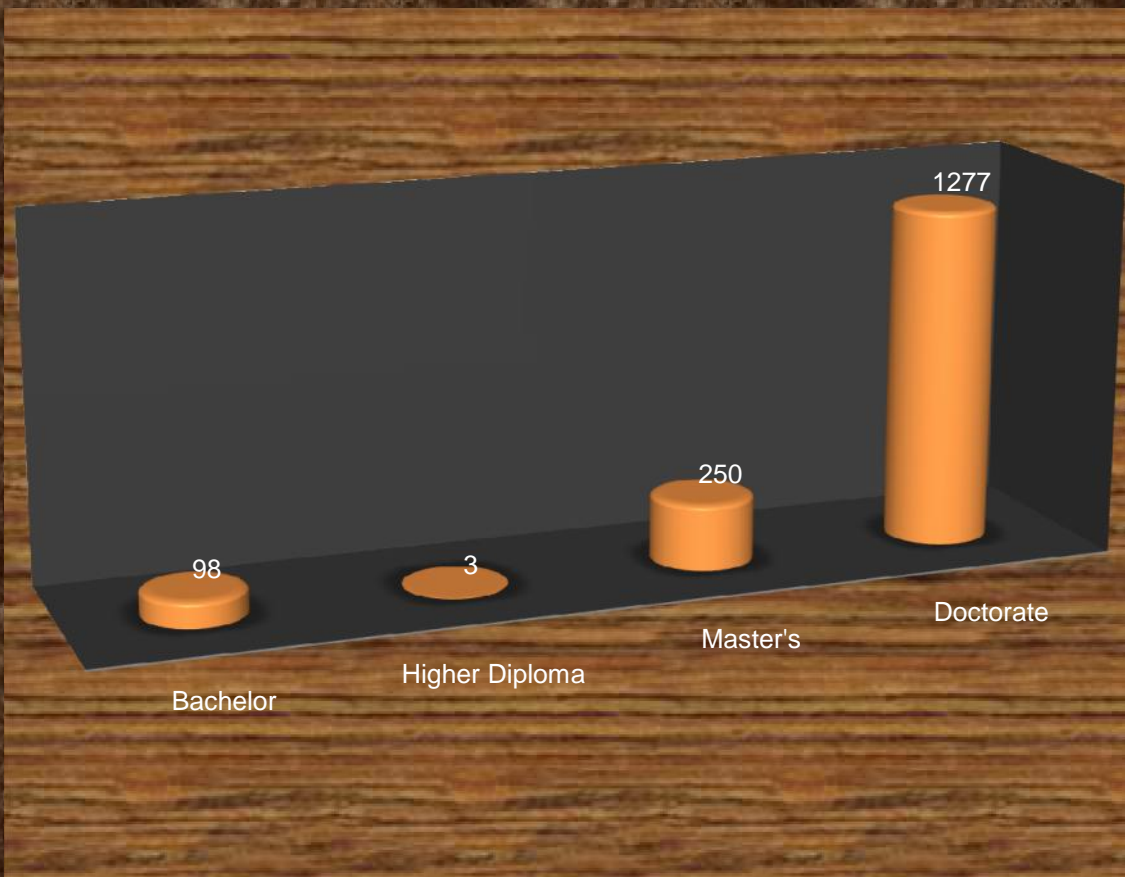
Faculty Distributed According to Academic Rank



Faculty Distributed According to Qualification

| Qualification | Total |
|----------------|-------------|
| Doctorate | 1277 |
| Master's | 250 |
| Higher Diploma | 3 |
| Bachelor | 98 |
| Total | 1628 |


Faculty Distributed According to Qualification



**Faculty Distributed As Full Timers - Part Timers
(Jordanian)**

| | |
|--------------|-------------|
| Full Timers | 1553 |
| Part Timers | 2565 |
| Total | 4118 |


Faculty Distributed As Full Timers - Part Timers)



Faculty Distributed As Full Timers-Part Timers (Foreign Nationality)

| Type of Work | Total |
|--------------|-------|
| Full time | 75 |
| Part time | 90 |
| Grand Total | 165 |

■ Full time
■ Part time



Number of Graduates Since the Establishment of the University Until the Academic Year 2011/2012

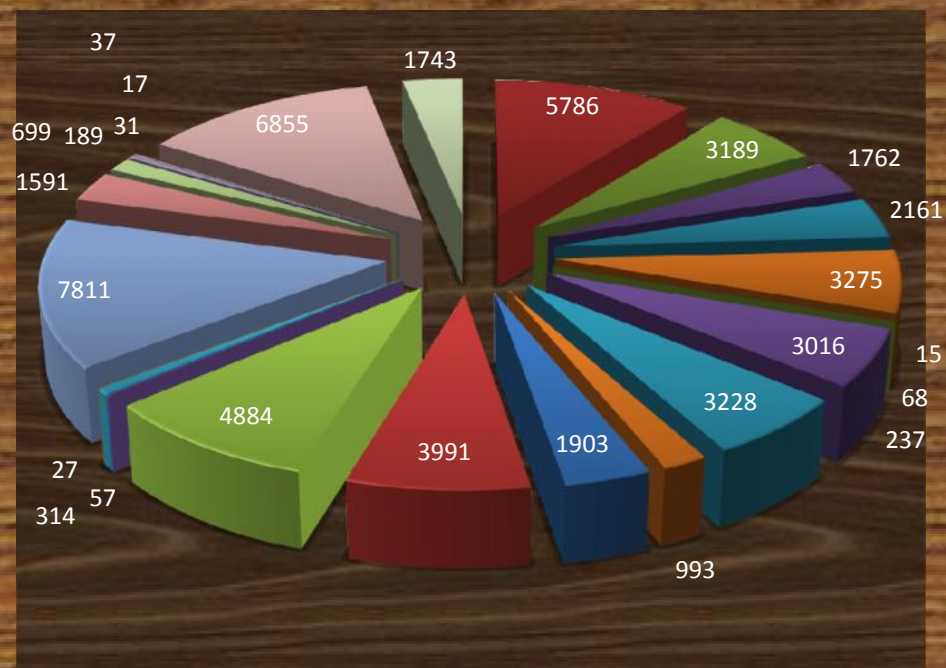
| Faculty | Bachelor | | | Higher diploma | | | Professional Diploma | | | Master | | | Doctorate | | | Total |
|--|----------|--------|-------|----------------|--------|-------|----------------------|--------|-------|--------|--------|-------|-----------|--------|-------|-------|
| | Male | Female | Total | Male | Female | Total | Male | Female | Total | Male | Female | Total | Male | Female | Total | |
| Faculty of Arts | 5786 | 14351 | 20137 | 309 | 86 | 395 | 15 | 9 | 24 | 956 | 814 | 1770 | 237 | 131 | 368 | 22694 |
| Faculty of Business | 3189 | 4305 | 7494 | 16 | 8 | 24 | 0 | 0 | 0 | 519 | 407 | 926 | 15 | 8 | 23 | 8467 |
| Faculty of Physical Education | 1762 | 1721 | 3483 | 40 | 5 | 45 | 0 | 0 | 0 | 290 | 112 | 402 | 59 | 17 | 76 | 4006 |
| Faculty of Nursing | 2161 | 2775 | 4936 | 1 | 1 | 2 | 4 | 6 | 10 | 209 | 231 | 440 | 5 | 11 | 16 | 5404 |
| Faculty of Law | 3275 | 2722 | 5997 | 78 | 2 | 80 | 0 | 0 | 0 | 528 | 193 | 721 | 4 | 1 | 5 | 6803 |
| The Institute for the Study of Islam in the Contemporary World | 0 | 0 | 0 | 0 | 0 | 0 | 0 | 0 | 0 | 4 | 11 | 15 | 0 | 0 | 0 | 15 |
| Faculty of International Studies | 0 | 0 | 0 | 0 | 0 | 0 | 0 | 0 | 0 | 21 | 47 | 68 | 0 | 0 | 0 | 68 |
| Faculty of Graduate Studies | 0 | 0 | 0 | 1 | 0 | 1 | 0 | 0 | 0 | 84 | 152 | 236 | 0 | 0 | 0 | 237 |

| | | | | | | | | | | | | | | | | |
|--|------|-------|-------|-----|-----|-----|------|------|------|------|------|------|-----|-----|-----|-------|
| Faculty of Agriculture | 3016 | 4069 | 7085 | 118 | 42 | 160 | 0 | 0 | 0 | 655 | 285 | 940 | 85 | 26 | 111 | 8296 |
| Faculty of Sharia | 3228 | 5767 | 8995 | 26 | 7 | 33 | 73 | 63 | 136 | 903 | 231 | 1134 | 240 | 35 | 275 | 10573 |
| Faculty of Pharmacy | 993 | 2348 | 3341 | 4 | 2 | 6 | 0 | 0 | 0 | 80 | 156 | 236 | 1 | 5 | 6 | 3589 |
| Faculty of Medicine | 1903 | 1010 | 2913 | 3 | 6 | 9 | 0 | 0 | 0 | 602 | 415 | 1017 | 0 | 0 | 0 | 3939 |
| Faculty of Science | 3991 | 9015 | 13006 | 92 | 30 | 122 | 122 | 223 | 345 | 1058 | 562 | 1620 | 130 | 55 | 185 | 15278 |
| Faculty of Educational Sciences | 4884 | 10959 | 15843 | 195 | 133 | 328 | 4121 | 2434 | 6555 | 1970 | 1591 | 3561 | 359 | 193 | 552 | 26839 |
| Faculty of Arts and Design | 57 | 1078 | 1135 | 0 | 0 | 0 | 0 | 0 | 0 | 2 | 3 | 5 | 0 | 0 | 0 | 1140 |
| Faculty of Foreign languages | 314 | 1334 | 1648 | 3 | 5 | 8 | 0 | 0 | 0 | 21 | 57 | 78 | 0 | 0 | 0 | 1734 |
| International Institute for Teaching Arabic Language | 0 | 0 | 0 | 0 | 0 | 0 | 0 | 0 | 0 | 15 | 12 | 27 | 0 | 0 | 0 | 27 |
| Faculty of Engineering and Technology | 7811 | 4484 | 12295 | 109 | 10 | 119 | 0 | 0 | 0 | 1071 | 329 | 1400 | 34 | 10 | 44 | 13858 |

| | | | | | | | | | | | | | | | | |
|---|--------------|--------------|---------------|-------------|------------|-------------|-------------|-------------|-------------|-------------|-------------|--------------|-------------|------------|-------------|---------------|
| king Abdullah II faculty for Information Technology | 1591 | 1703 | 3294 | 190 | 434 | 624 | 149 | 236 | 385 | 150 | 143 | 293 | 0 | 0 | 0 | 4596 |
| Faculty of Dentistry | 699 | 1150 | 1849 | 0 | 0 | 0 | 0 | 0 | 0 | 12 | 15 | 27 | 0 | 0 | 0 | 1876 |
| Faculty of Rehabilitation Sciences | 189 | 595 | 784 | 1 | 2 | 3 | 0 | 0 | 0 | 18 | 30 | 48 | 0 | 0 | 0 | 835 |
| Center for Women`s Studies | 0 | 0 | 0 | 0 | 0 | 0 | 0 | 0 | 0 | 4 | 33 | 37 | 0 | 0 | 0 | 37 |
| Institute of Archaeology | 31 | 68 | 99 | 0 | 1 | 1 | 0 | 0 | 0 | 3 | 5 | 8 | 0 | 0 | 0 | 108 |
| Social Work Institute | 17 | 63 | 80 | 0 | 0 | 0 | 0 | 0 | 0 | 3 | 6 | 9 | 0 | 0 | 0 | 89 |
| Faculty of Economics and Administrative Sciences (formerly) | 6855 | 4637 | 11492 | 111 | 68 | 179 | 0 | 0 | 0 | 584 | 186 | 770 | 0 | 0 | 0 | 12441 |
| Faculty of Social and Human Sciences (formerly) | 1743 | 3942 | 5685 | 6 | 4 | 10 | 0 | 0 | 0 | 10 | 593 | 603 | 100 | 36 | 136 | 6434 |
| Total | 53495 | 78096 | 131591 | 1303 | 846 | 2149 | 4484 | 2971 | 7455 | 9772 | 6619 | 16391 | 1269 | 528 | 1797 | 159383 |

Number of Graduates Since the Establishment of the University Until the Academic Year 2011/2012

- | | |
|---|---|
| <ul style="list-style-type: none"> Faculty of Business Faculty of Nursing The Institute for the Study of Islam in the Contemporary World Faculty of Graduate Studies Faculty of Sharia Faculty of Medicine Faculty of Educational Sciences Faculty of Foreign languages Faculty of Engineering and Technology Faculty of Dentistry Center for Women's Studies Social Work Institute | <ul style="list-style-type: none"> Faculty of Arts Faculty of Physical Education Faculty of Law Faculty of International Studies Faculty of Agriculture Faculty of Pharmacy Faculty of Science Faculty of Arts and Design International Institute for Teaching Arabic Language King Abdullah II faculty for Information Technology Faculty of Rehabilitation Sciences Institute of Archaeology Faculty of Economics and Administrative Sciences (formerly) |
|---|---|



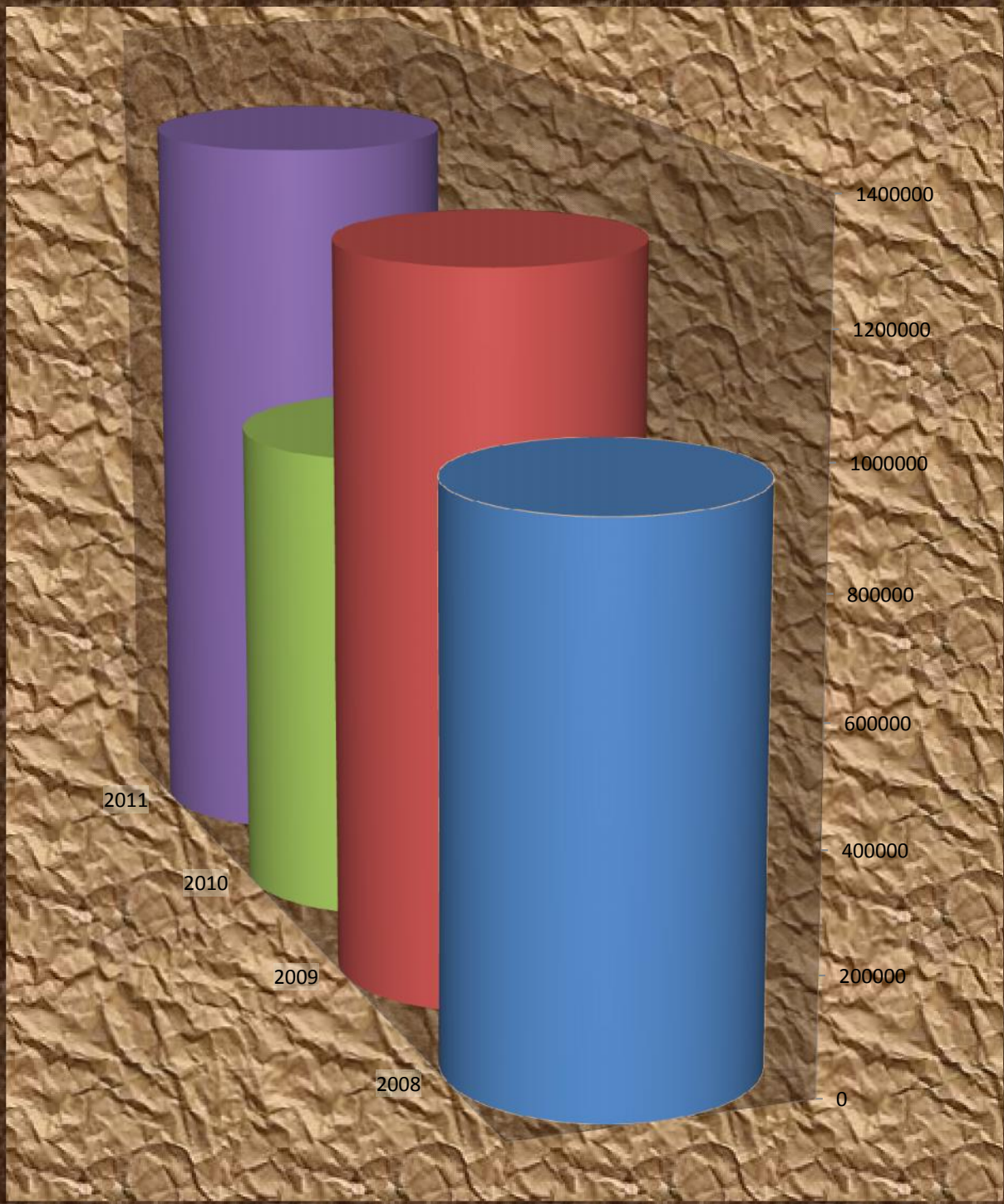
Rate of Spending on Scientific Research For the Year 2011/2012

| Agenda Item | Total |
|--|---------------------|
| Number of the Supported Research | 106 |
| The Value of Support For this Research | 993,876 JD |
| Number of Research that Have Been Increasing their Allocations | 26 |
| Support to Increase the Value of Allowances | 70,750 JD |
| The Value of Supported Student Research | 179,328 JD |
| The Total Spending | 1,243,954 JD |

Spending Value on Scientific Research Since 2008 - 2011


| Year | Total |
|------|--------------|
| 2008 | 943,583 JD |
| 2009 | 1,219,095 JD |
| 2010 | 801,307 JD |
| 2011 | 1,243,954 JD |

Spending Value On Scientific Research Since 2008-2011



Library Holdings

| Location | Books | Theses &Dissertation | Special group | Digital Range | Restricted Group | References | Total |
|---------------------------|---------------|----------------------|---------------|---------------|------------------|--------------|---------------|
| Stores | 459388 | 0 | 0 | 0 | 0 | 0 | 459388 |
| References | 0 | 0 | 0 | 0 | 0 | 53571 | 53571 |
| UN | 0 | 0 | 7140 | 0 | 0 | 0 | 7140 |
| The private hall | 0 | 0 | 7192 | 0 | 0 | 0 | 7192 |
| The immune hall | 0 | 0 | 0 | 0 | 1578 | 0 | 1578 |
| Hall of Jerusalem | 0 | 0 | 1468 | 0 | 0 | 0 | 1468 |
| The Hashemite hall | 0 | 0 | 6385 | 0 | 0 | 0 | 6385 |
| Archiving hall | 0 | 0 | 0 | 30100 | 0 | 0 | 30100 |
| Depository Center letters | 0 | 78248 | 0 | 0 | 0 | 0 | 78248 |
| Miscellaneous | 277 | 0 | 0 | 93 | 0 | 0 | 370 |
| TOTAL | 459388 | 78248 | 22185 | 30100 | 1578 | 53571 | 645070 |



| Location | Books | Theses &Dissertation | Special group | Digital Range | Restricted Group | References | Total |
|--|--------------|----------------------|---------------|---------------|------------------|-------------|--------------|
| Islamic Cultural Center | 341 | 15 | 0 | 0 | 0 | 356 | 712 |
| Hall of the hospital | 3319 | 0 | 0 | 0 | 0 | 290 | 3609 |
| Faculty of Arts | 10823 | 1102 | 0 | 2 | 0 | 589 | 12516 |
| Faculty of Physical Education | 3043 | 64 | 0 | 0 | 0 | 19 | 3126 |
| Faculty of Law | 3291 | 130 | 11 | 0 | 0 | 500 | 3932 |
| Faculty of Agriculture | 5815 | 325 | 25 | 0 | 0 | 77 | 3242 |
| Faculty of Agriculture (Graduate) | 1777 | 1 | 13 | 0 | 0 | 12 | 1803 |
| Faculty of of Sharia | 2673 | 664 | 13 | 57 | 0 | 2787 | 6194 |
| Faculty of Science | 4094 | 570 | 0 | 0 | 0 | 33 | 4697 |
| Faculty of Educational Sciences | 4054 | 1133 | 2 | 0 | 0 | 45 | 5234 |
| Faculty of Arts | 1702 | 0 | 53 | 353 | 0 | 66 | 2174 |
| College of Engineering | 4200 | 355 | 4 | 0 | 0 | 26 | 4585 |
| Marine Science Station | 734 | 28 | 49 | 0 | 0 | 52 | 863 |
| Center for Human Resources Development | 4456 | 4 | 4 | 5 | 0 | 174 | 4643 |
| Faculty of IT | 1373 | 0 | 0 | 0 | 0 | 5 | 1378 |
| Reading room of Aqaba | 8741 | 637 | 0 | 2 | 0 | 689 | 10069 |
| Architecture | 1480 | 0 | 4 | 0 | 0 | 40 | 1524 |
| Faculty of Rehabilitation Sciences | 813 | 0 | 0 | 0 | 0 | 12 | 825 |
| Total | 59729 | 5028 | 178 | 419 | 0 | 5772 | 71126 |

| Grand Total | Books | Theses &Dissertation | Special group | Digital Range | Restricted Group | References | Total |
|-------------|---------------|----------------------|---------------|---------------|------------------|--------------|---------------|
| | 519117 | 83276 | 22363 | 30519 | 1578 | 59343 | 716196 |

Others

| | |
|--|----------------|
| Arabic Contents | 422139 |
| Foreign Contents | 263538 |
| Electronic Journals | 76791 |
| E-books | 86322 |
| Magazines and Paper | 170060 |
| Addresses of Full Messages | 44916 |
| Number of E-mails | 32942 |
| Number of Library Materials provided by the Library | 1127227 |



Campus Facilities

| Location | Teaching Rooms | Laboratories | Theaters |
|---------------------------------------|--|---|----------|
| Faculty of arts | 12 | 3 | 1 |
| Faculty of Business | 16 | 1 | 7 |
| Faculty of Science | 25 | 44 | 2 |
| Faculty of of Sharia | 16 | 2 | 1 |
| Faculty of Medicine | 5 Seminar 5 teaching | 12 teaching 12 Research 1 clinical skills | 0 |
| Faculty of Agriculture | 8 teaching 6 Seminar 1 Internet Hall 2 reading room | 16 | 2 |
| College of Nursing | 7 | 8 | 2 |
| Faculty of Educational Sciences | 48 | 12 | 3 |
| College of Engineering and Technology | 38 | 50 | 3 |
| Faculty of Law | 8 | 0 | 1 |

| Location | Teaching Rooms | Laboratories | Theaters |
|--|--|--|----------|
| Faculty of Physical Education | 2 teaching 1 Theater 5 gyms 1 swimming pool | 1 Postgraduate 1 Internet | 2 |
| College of Pharmacy | 16 | 25 | 1 |
| Faculty of Dentistry | 2 teaching 2 Seminar | 2 teaching 1 Internet 2 workshops | 0 |
| Faculty of Rehabilitation Sciences | 7 | 46 | 1 |
| King Abdullah II Faculty of Information & Technology | 14 | 16 | 1 |
| Faculty of of Arts and Design | 2 teaching A reading room 2 Training Hall 3 professionals 3 BR training 2 studio 4 Music halls 1 studio | 1 Sculpture 1 Ceramic 1 Graphic 1 Design 1 player costumes Computer Lab 1 | 2 |
| Faculty of Graduate Studies | 0 | 0 | 1 |
| Faculty of Foreign Languages | 15 | 1 | 1 |
| Archaeological Institute | 0 | 2 | 0 |
| Institute of Social Work | 1 | 0 | 0 |

| Location | Teaching Rooms | Laboratories | Theaters |
|--|-----------------------|---------------------|-----------------|
| School of International Studies | 0 | 0 | 0 |
| International Institute for Teaching Arabic to Speakers of Other Languages | 12 | 5 | 5 |
| Institute for Research and Training, Extension and Agricultural Education | 3 | 2 | 2 |
| University of Jordan / Aqaba Branch | 25 | 7 | 1 |
| University administration | 0 | 0 | 1 |
| Deanship of Student Affairs | 0 | 0 | 2 |
| Language Center | 16 | 4 | 1 |
| Complex of the medical colleges | 8 | 0 | 1 |
| Complex of the Science Colleges | 24 | 2 | 0 |
| Complex of the Humanitarian colleges | 24 | 0 | 1 |